

Service Manual

SM 80

SCMETRIC A/S
SKODSBORGVEJ 305, 2850 NÆRUM
Tlf. (02) 80 42 00

Part List SM 80


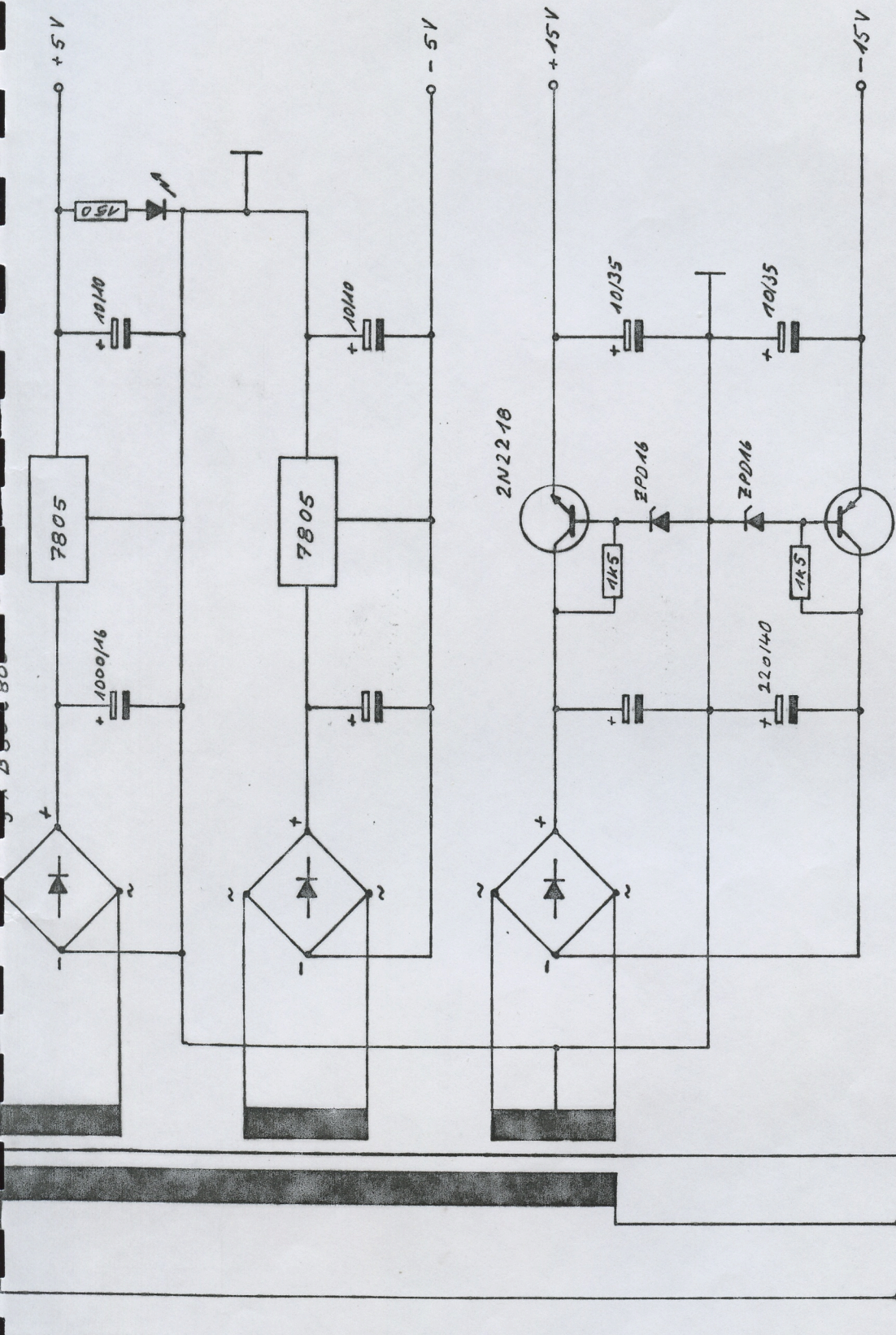
Description	Type	Qty	Remarks
Cabinet		1	
Front Panel		1	
Rear Panel		1	
Printed Board	SM 80/G	1	
" "	SM 80/S	1	
Set-up Handle		1	
Foot		4	OKW
Power Cord		1	
Knob	10mm ϕ	2	OKW
Spacer-Thru Hole	metal	6	
" " "	plastic	4	
BNC Connector	31-221	11	Amphenol
" "	isolated	1	
Solder Lug	BNC	3	
Fuse		1	
Fuseholder		1	Schurter
Bushing		1	
Toggle Switch	8C2012C	1	Honeywell
" "	8C1022C	8	Honeywell
" "	8C1012C	3	Honeywell
Dress Nut	8Z0181	12	Honeywell
Rotary Printed Switch	1 x 12	1	EBE
LED	LMK 035, 1980	1	Schurter
Transformer		1	
Screws	M2x4	2	
"	M3x8	2	
"	M3x20	6	
"	M3x45	4	
Nuts	M3	12	
Washers	Me	12	
"	plastic M3	5	
Wire	100mm	8	
"	70mm	2	
"	60mm	6	
"	50mm	3	
"	35mm	15	
Spacers	12, 5mm	6	
"	isolated 15mm	4	
Potentiometer	2910/2K	1	Megatron
" "	1K lin	1	
" "	250 lin	1	
" "	500 lin	1	
Cermet Poti	19"/10K lin	2	

Part List SM 80

Description	Type	Qty	Remarks
dc-Bridge	B80C800	3	
Voltage Regulator	7805 ckc	2	TO-220
Transistor	2N2218	2	TO-5
"	BC109B	3	TO-18
"	BF199	1	
"	ZN2905	1	TO-5
"	E420	8	
Mounting Pads		6	
Diode	1N4148	20	
Z-Diode	2PD16	2	
IC's	NE521A	4	Signetics
	uA741PC	1	
	SN74S00	1	
	SN74S04	1	
	SN74S30	1	
	SN74S151	2	
	SN74LS13	1	
	SN7493	1	
Ceramic disc	4, 7pF	1	
Capacitor	5, 6pF	8	
"	18pF	8	
"	68pF	2	
"	100pF	1	
"	3, 3nF	1	
"	22nF	36	
"	100nF	1	
Elyt Capacitors	1000u/16	2	
"	220/40	2	
Tantal Capacitors	10u/35V	12	
"	10u/10V	8	
Resistors Carbon	10	2	
5%/0,25W	22	26	
	47	2	
	82	1	
	100	1	
	150	1	
	220	2	
	330	1	
	390	1	
	680	2	
	1K	8	
	1, 2K	2	
	1, 5K	6	
	5, 1K	1	
	6, 8K	1	
	8, 2K	2	
	68K	2	

Part List SM 80

Description	Type	Qty	Remarks
Resistors	200K	8	
"	1M	8	
Resistors Metal Film	402	16	
1%/0,25W	1K	8	
	1,5K	1	
	2K	8	
	3,01K	1	
	3,16K	8	
	6,04K	1	
Wire	35mm	14	AWG-26 green
"	60mm	4	AWG-26 green
"	70mm	5	AWG-26 green
"	100mm	8	AWG-26 green
Flat Cable	200mm	1	



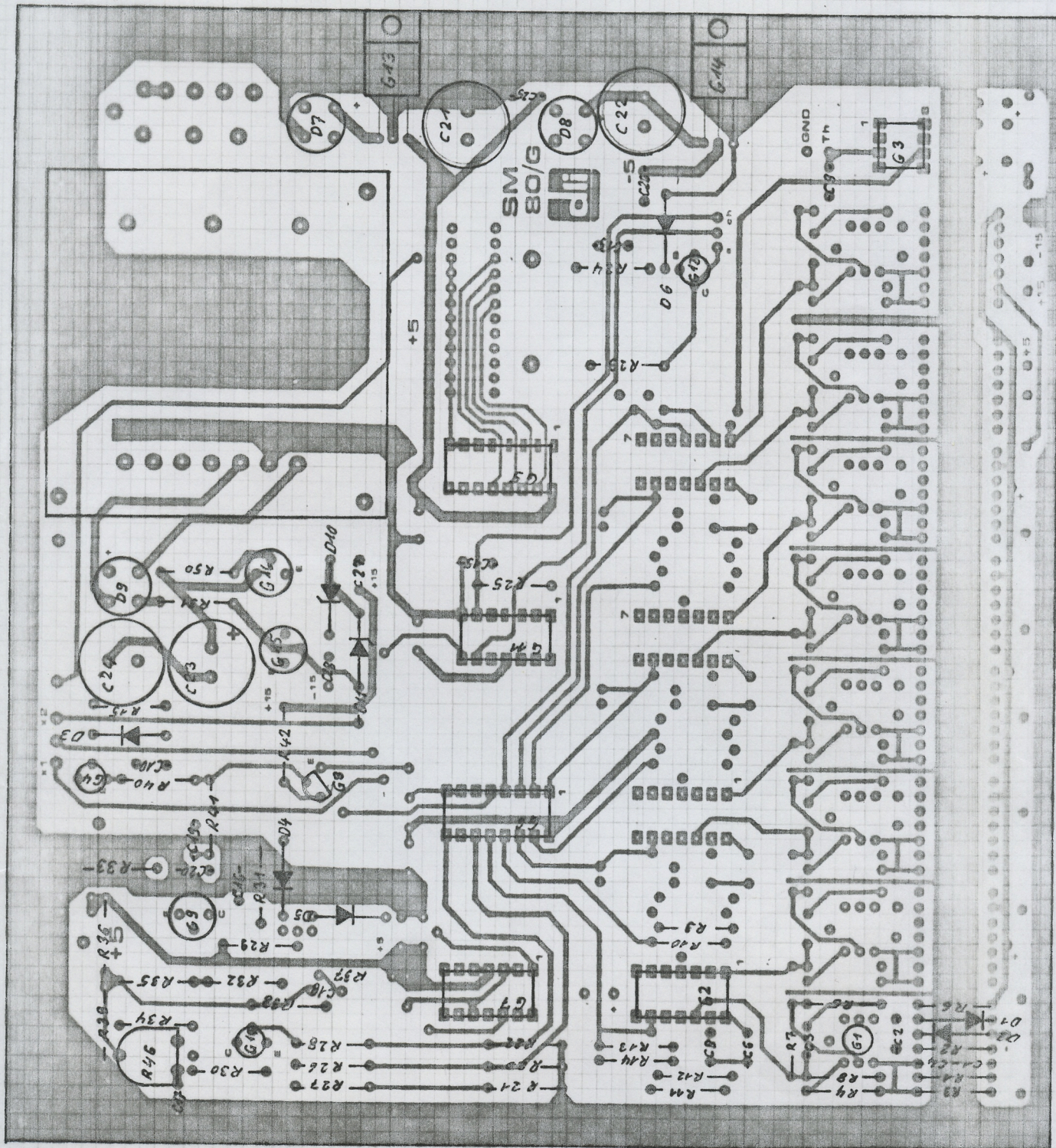
Rev: 7.9.77

POWER SUPPLY:

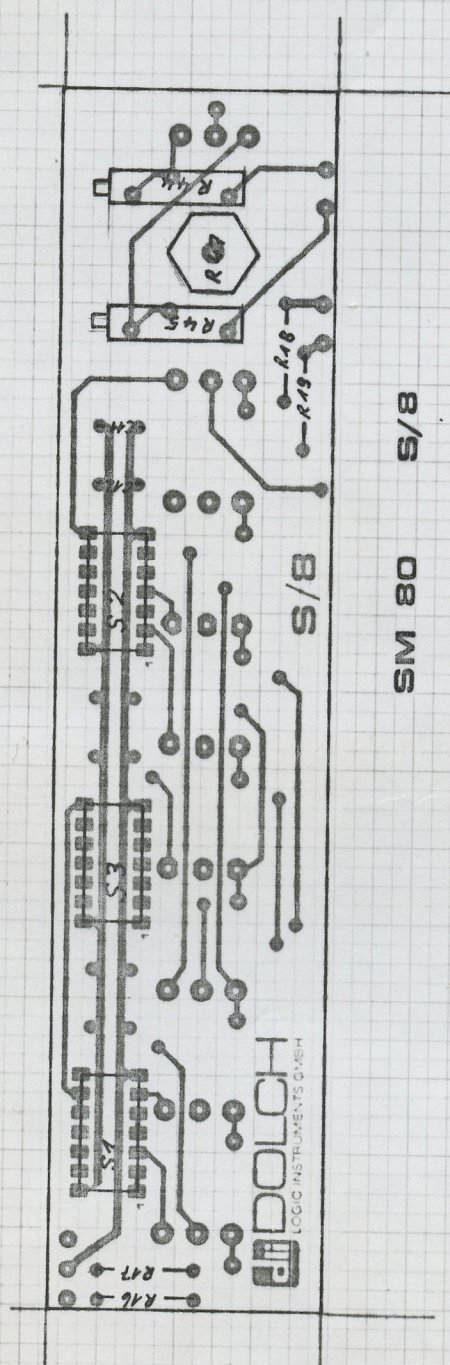
110/220 V ~

Trafo SM80/LA820

	Voltage [V]	Current [A]	Winding	Wire ϕ [mm]	Pin-Nr.
Primär	0				1
	100		725	0,25	2
	110		798	0,25	3
	220		1595	0,22	4
Shield					7
Sekundär	9,5	1	79	0,59	8-9
	9,5	0,2	79	0,30	10-11
	2x 16,0	0,2	2x 134	0,30	12-13-14



SM 80/G



SM 80 S/8

